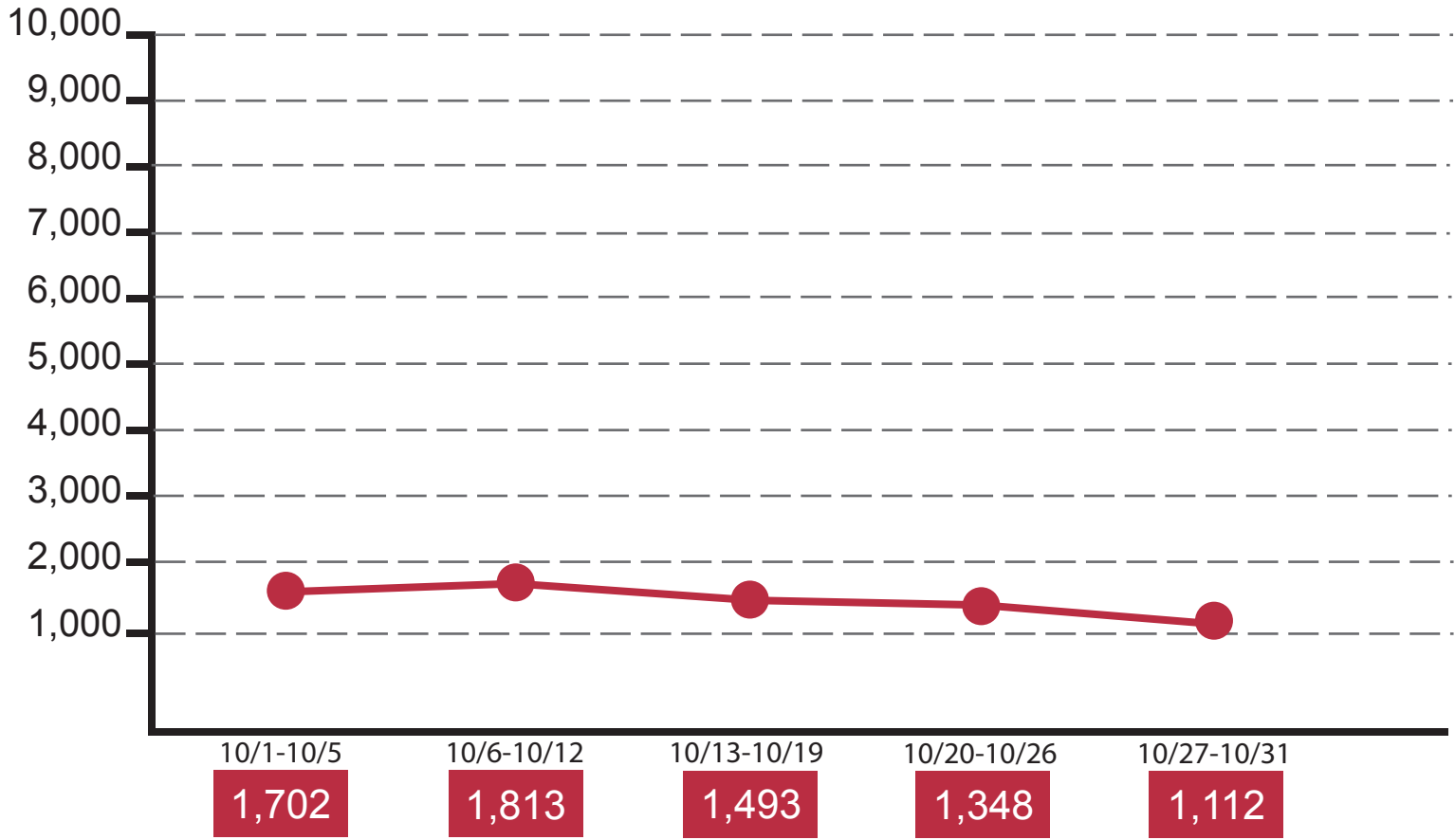
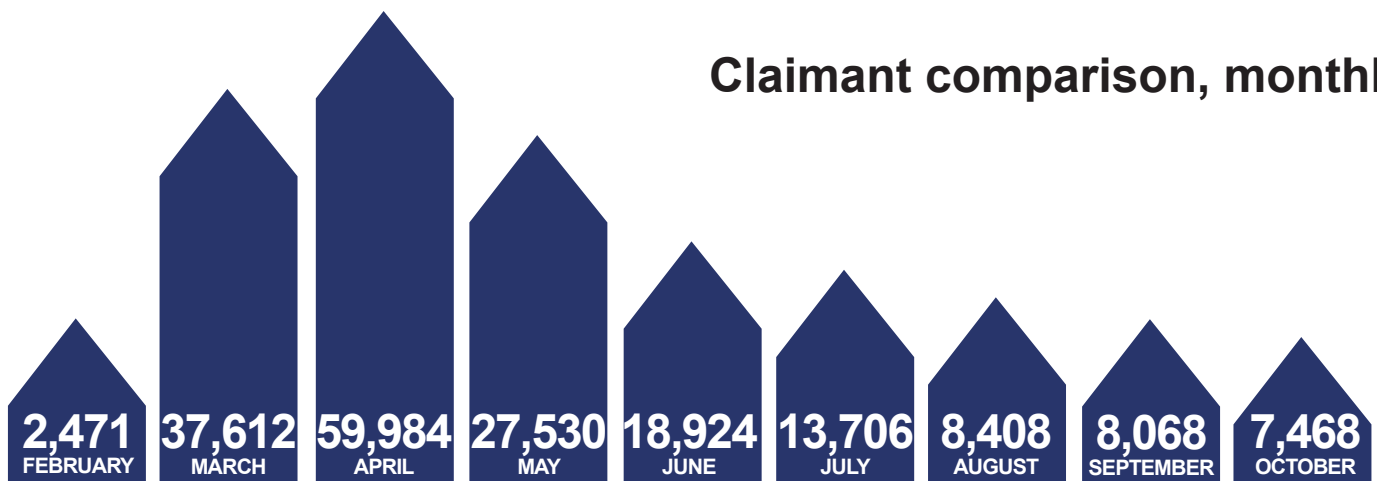


September unemployment rates: Tarrant County 7.8% Fort Worth 8.2% Arlington 8.0%

New Claimants from October 1 to October 31, weekly



Claimant comparison, monthly

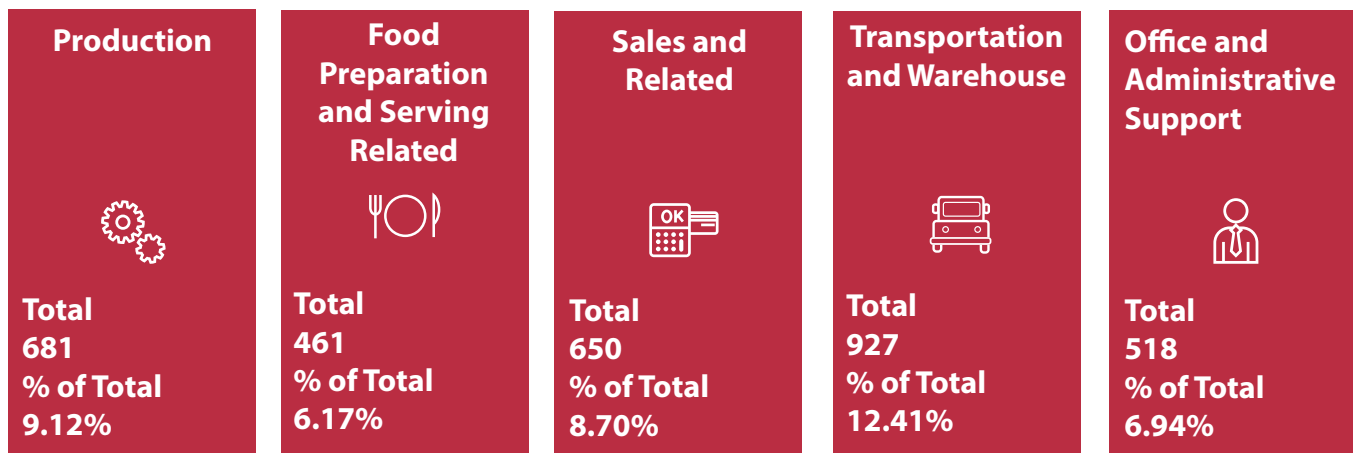


817-413-4000 • www.workforcesolutions.net

Top 10 Claimants Zip Codes 10/1-10/31

Zip code	Total
76006	191
76010	194
76039	216
76063	210
76112	247
76116	205
76119	204
76137	242
76179	220
76244	212

Top 5 Claimants Occupations in Tarrant County 10/1-10/31

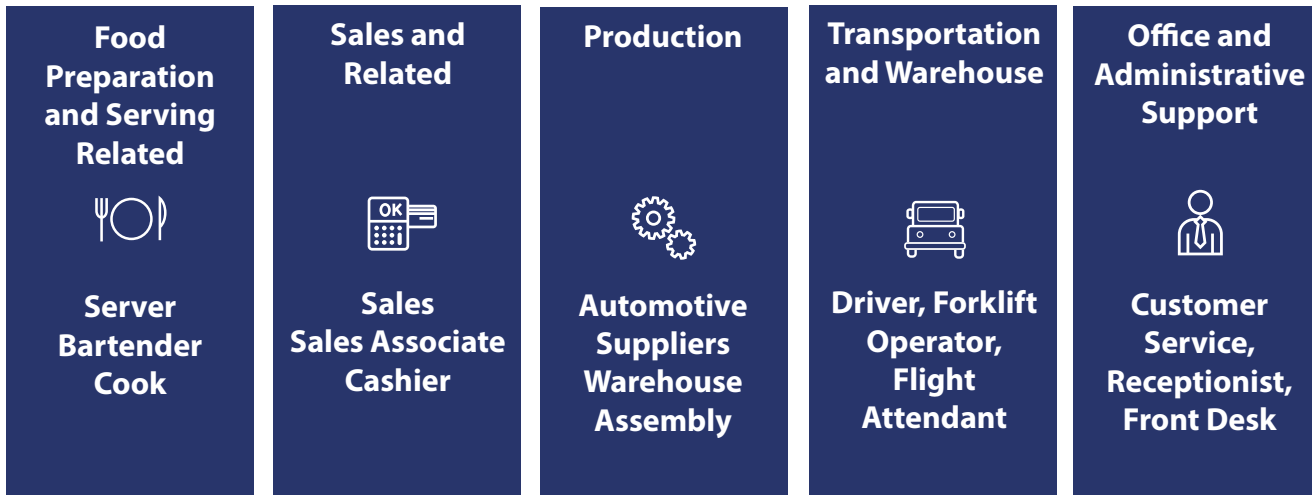


817-413-4000 • www.workforcesolutions.net

WFSTC
 wfstc
 wfstc
 WfSTarrant
 WorkforceTarrant
 Text "Alerts" to 817-413-4000

An equal opportunity employer/program. Auxiliary aids and services are available, upon request to individuals with disabilities. (TDD/TTY) 1-800-RELAYTX

Top 5 Claimants Occupations in Tarrant County 10/1-10/31



Top 5 Industry Types in Tarrant County

Industry Type	Claimants	Percentage
Health Care and Social Assistance	603	8.07%
Retail Trade	674	9.03%
Accommodation and Food Services	343	4.59%
Manufacturing	545	7.30%
Transportation and Warehousing	1,109	14.85%

Top 3 Sub-industries by Industry Sector

Health Care and Social Assistance

- Ambulatory Health Care Services
- Hospitals
- Social Assistance

Accommodation and Food Services

- Accommodations
- Food Services and Drinking Places
- Hotels and Motels

Retail Trade

- General Merchandise Stores
- Motor Vehicle and Parts Dealer
- Food and Beverage Stores

Transportation and Warehousing

- Air Transportation
- Warehousing and Storage Metal Products
- Truck Transportation



Manufacturing

- Transportation Equipment
- Fabricated Metal Products
- Plastic and Rubber




817-413-4000 • www.workforcesolutions.net

Claimants by gender in Tarrant County 10/1-10/31

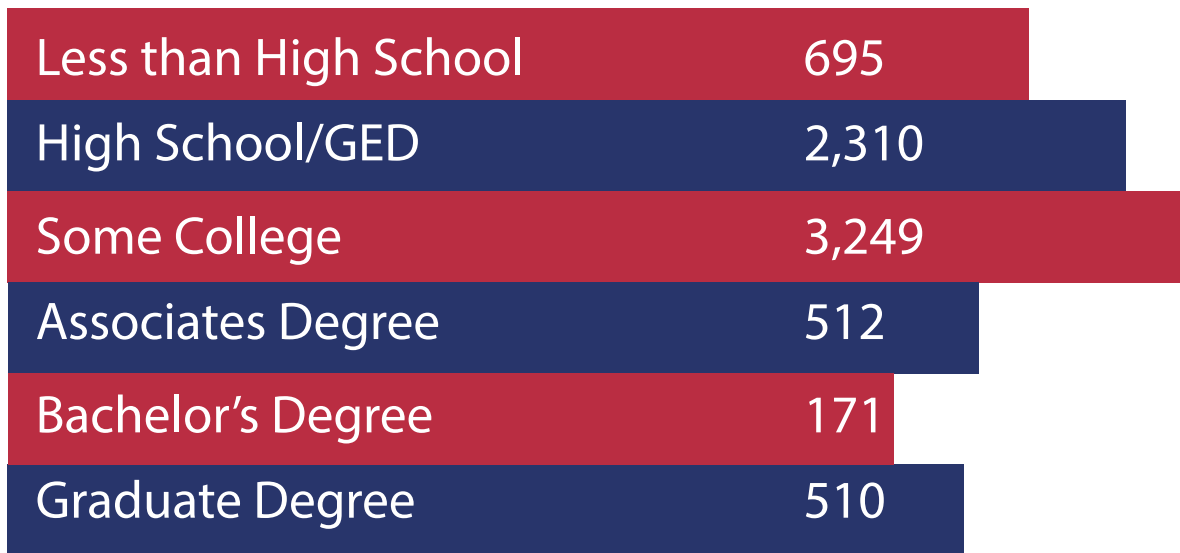
 Male		 Female	
February 2020	1,303	February 2020	1,168
March 2020	15,876	March 2020	21,904
April 2020	25,215	April 2020	29,753
May 2020	12,076	May 2020	12,641
June 2020	9,361	June 2020	9,331
July 2020	6,559	July 2020	7,098
August 2020	4,245	August 2020	4,124
September 2020	4,244	September 2020	3,823
October 2020	4,101	October 2020	3,348

Claimants by age in Tarrant County 10/1-10/31




817-413-4000 • www.workforcesolutions.net

Claimants by Education level in Tarrant County 10/1-10/31



Claimants Ethnicity and Gender in Tarrant County 10/1-10/31



Disclaimer: This report is not official and do not represent claimants identified by the Bureau of Labor Statics or Texas Workforce Commission. The purpose of this report is to share general claimant data.

Source: TWIST Web Report #164 Claimant Reemployment within 10 Wks-Mgmt . Report results will vary as adjustments are completed on-going.

817-413-4000 • www.workforcesolutions.net

f WFSTC **ig** wfstc **in** wfstc **tw** WfSTarrant **yt** WorkforceTarrant **ms** Text "Alerts" to 817-413-4000

An equal opportunity employer/program. Auxiliary aids and services are available, upon request to individuals with disabilities. (TDD/TTY) 1-800-RELAYTX